

Horticultural News

Volume 94, Number 1
Winter, 2014



Horticultural News

Editors: Winfred P. Cowgill, Jr. & Wesley R. Autio

The New Jersey State Horticultural Society was organized on August 17, 1875 at Geological Hall, Rutgers College, New Brunswick, NJ. It remains the oldest Horticultural organization in New Jersey.

Horticultural News began as the *The New Jersey State Horticultural Society News*, in October of 1920. The Society began "collecting paid membership in order to obtain funds to promote new features of the society and extend the usefulness of the society. The Horticultural Society News was started to be the official society publication." Published M. A. Blake, Professor at Rutgers College was the first president and chair of the publication committee.



Editors served as follows:

MA Blake	1920 - 1947
Norman F Childers	1948 - 1980
Win Cowgill	1981 - 1988
Emily Brown Rosen	1988 - 1990
Linda Butenis Vorsa	1991 - 1995
Jerry Frecon	1995 - 2010

June 2010: *Horticultural News* has moved to an online web-based format. The New Jersey State Horticultural Society has partnered with the University of Massachusetts *Fruit Notes*, Dr. Wesley Autio, Editor. Cowgill and Autio will be the new editors of *Horticultural News* and *Fruit Notes*.

Horticultural News is distributed to growers, extension personnel and researchers and libraries across North America. *Horticultural News* focuses primarily on tree-fruit culture, but addresses small-fruit cultural issues as well. Most reports are from current research at Rutgers University, University of Massachusetts, and other universities.

Horticultural News is published four times per year by the New Jersey State Horticultural Society. It is provided as a benefit to membership in the society. Membership costs \$50 per year. Each one-year subscription begins January 1 and ends December 31. Payments via check must be in United States currency and should be payable to the New Jersey State Horticultural Society. *Horticultural News* Electronic subscriptions are available as benefit of membership in the NJ State Horticultural Society. A hidden link will be mailed immediately after publication to members. Issues will be made freely available on this website six months after publication.

Correspondence should be sent to:

New Jersey State Horticultural Society
Greg Donaldson
176 Airport Road
Hackettstown, NJ 07840
TEL (908) 296-1064

For advertising opportunities, contact:

Win Cowgill: wincowgill@mac.com; (908) 489-0207

Table of Contents

Evaluation of Venue, Gramoxone, Aim, and Rely Herbicides for Root and Crown Sucker Control in Apple and Cherry

Timothy J. Smith and Esteban Gutierrez..... 1

Massachusetts Fruit IPM Report for 2013

Daniel Cooley, Arthur Tuttle, Jon Clements, and Sonia Schloemann..... 7

Powdery Mildew Control and Resistance Management in Fresh-market Pumpkins in New Jersey

Winfred Cowgill, Andy Wyenandt, Kristian Holmstrom, Suzanne Sollner-Figler, Rebecca Magron, Nora Muehlbauer, and Wesley Autio..... 11

Uncommon Disease Problems in Tree Fruit: A Brief Look Back at 2013

Dave Schmitt..... 19

New Jersey News

..... 22

Cover: Mature super spindle apple trees at the UMass Cold Spring Orchard Research & Education Center, winter 2013. Jon Clements photo.

Evaluation of Venue, Gramoxone, Aim, and Rely Herbicides for Root and Crown Sucker Control in Apple and Cherry

Timothy J. Smith and Esteban Gutierrez
Washington State University

Root and crown suckers are unwanted natural vegetative growth commonly produced by many rootstocks of deciduous fruit trees. These are especially common on Mazzard, the most common sweet cherry rootstock. However, there are strains of the apple rootstock Malling 9, such as the “Nic 29,” and Budagovski 9 that have this problem, and some pear rootstocks such as Pyrodwarf and individual “Bartlett seedling” produce significant problematic suckers. These rootstocks are planted on about 60,000 acres of Pacific Northwest orchards.

Growers often treat these suckers as they would a perennial weed, but without the option of treating them with a systemic herbicide. In fact, they are compelled to remove the suckers by mechanical or chemical methods prior to the application of glyphosate, the most common herbicide used in orchards, due to concern of excessive uptake of the herbicide into the fruit tree. The removal of the suckers by hand labor is very expensive and only possible when the sucker growth is scant. Even with light sucker growth, labor costs about \$50-75 an acre, depending upon the density of the suckers. At times, the suckers are too dense to cut by hand. Labor to do this operation is becoming more expensive and difficult to find.

Sucker removal is most commonly carried out by contact herbicide application, mostly with paraquat (Gramoxone) or glufosinate-ammonium (Rely), and less often, with carfentrazone-ethyl (Aim). Venue is considered an interesting alternative to these current choices.

Sucker removal is a procedure intended to injure or eliminate part of the tree attached to the green young bark at the base of a two or three year old tree. It is critically important that the product used is safe to apply

to the young bark of the lower 12 inches of the trunk and the portion of the rootstock above the soil level. If the product is highly effective on suckers, it is also possible that it could damage or kill the young bark, leading to tree death. It is far less likely that a product will damage the corky bark of an older tree. To be most useful, the product must be safe in younger orchards. The paraquat labels prohibit use in orchards with “green stems.” Many growers place paper or plastic wraps around the base of young trees to protect the bark from paraquat or glyphosate, but this often protects the crown suckers also, and their hand removal is made difficult by the shielding. In past trials and experience, it appears that to a great extent, it is the concentration of any specific product in solution, rather than the rate per acre that determines the risk of application to green barked trees. For example, 2.5 pints of Gramoxone in 25 gallons per acre of carrier is much more likely to damage the green bark of young trees than the same rate applied mixed with 50 gallons per acre.

Materials & Methods

Two rates of Venue SC (pyraflufen-ethyl) and Non-Ionic Surfactant (NIS 0.25% v/v) were tested for effect on root and crown suckers in apple and cherry. The Venue SC was applied at 3 fluid ounces or 4 fluid ounces per acre in about 40 gallons of water carrier with 1 quart / 100 gallons Regulade NIS. This rate of water was sufficient to fully wet the sucker growth.

The comparison products were Aim ((carfentrazone-ethyl) at 2 fluid ounces per acre + Regulade 0.25% v/v, or Rely (“Liberty,” glufosinate-ammonium) 280 at 56 fluid ounces per acre + 0.25% v/v, or Gramoxone Inteon (paraquat) 2.5 pints per acre, all in about 40 gallons



Apple trees prior to treatment.



Apple trees 14 days after Gramoxone sprays.



Apple trees 14 days after Venue sprays.



Apple trees 10 days after Gramoxone spray.



Comparison of Venue (near) and control (far).



Cherry trees prior to treatment.



Cherry trees 14 days after Gramoxone sprays.



Cherry trees 14 days after Venue sprays.



Cherry trees 30 days after Gramoxone sprays.



Cherry trees 30 days after Venue Sprays.

of water per acre. Damage to near-by tree foliage is common when Aim mist drifts, so we don't recommend its use. This is included for comparison only.

The cherry orchard used for the trial is north and west of the intersection of Edgemont and Steinbach roads in Wenatchee Heights. It is a mature orchard, Sweetheart cultivar on Mazzard roots, and has what would be considered a problem population of root suckers. There are about 1 to 10 root suckers per square foot under the trees in many areas of the block, though this is variable from replicate to replicate. There were very few crown suckers growing from the base of the trunk. All treated replicates had an average of 0.5 to 2 suckers per square foot. The tree trunks are mature, about 12 – 15 inches diameter, with corky bark. At the time of application, the suckers were over optimum maximum height, ranging from 4 to 16 inches height. They were low enough that spray coverage was quite thorough, but coverage was not 100% complete in some heavy patches.

The apples are at WSU Sunrise research orchard, block 1a and 1b, cultivar Fuji or Gala, on various strains of Malling 9 and on Budagovski 9. Suckers were very common on every 5th row, which was planted with the Nic 29 strain of M9, with suckers growing from both roots and the above-surface parts of the rootstock. The sucker growth was perhaps too advanced for optimum results; it would have been better timing about two weeks earlier. (It took time to find these plot sites.) The trunks are immature, 2 – 4 inches diameter, and with thin, lightly corked or unuberized bark.

All materials were applied with a tractor-carried boom weed sprayer. The apple orchard was treated in a relatively narrow 3 foot wide swath width, about 18 inches out from the young trees on each side of the row. The boom had one 8002 flat fan nozzle on the outside (tractor side) and an OC 02 nozzle on the distal end of the boom to provide for overlap. The boom was about 21 inches above the soil surface, and the nozzle tips were 18 inches from the surface. Nozzles were spaced 12 inches apart on the boom. The tractor drove at 2.5 mph and at 20 psi, the 2 nozzles had a total output of 39 ounces per minute. The carrier rate per acre was calculated: $(495 \times 0.305 \text{ gal}) / (2.5 \text{ mph} \times 1.5 \text{ ft.}) = 40.2 \text{ gpa}$.

The cherry orchard was treated very similarly, but the swath was 7 feet wide, 3.5 feet out from either side of the tree row. Two 8002 flat fan nozzles were added to

the tractor side of the boom, for a total of three, with one OC02 nozzle on the end of the boom. This increased the swath width to 3.5 feet. At 22 PSI boom pressure, the total boom output increased to 81 ounces per minute, and a resulting 40.7 gallons per acre application rate. Calculation: $(495 \times 0.6328 \text{ gal. per min}) / (2.2 \text{ mph} \times 3.5 \text{ ft. swath}) = 40.7 \text{ gpa}$.

Results

The various treatments differed in degree of damage to suckers over time, and speed of damage to the suckers. The control of suckers was relatively good by 30 days after treatment with all treatments relative to the untreated check. The paraquat gave rapid, effective results within 7–10 days in both apples and cherries. The Venue was both rapid and ultimately effective in the cherries at both 3 and 4 fl.oz / A, but appeared more practical at the 4 fl.oz./A rate in the apples. While the Mazzard cherry root suckers were very sensitive to Venue, the Budagovski 9 apple rootstock was moderately sensitive, and the Malling 9 was the least damaged. However, the Bud 9 and M9 suckers that recovered somewhat were almost all oversized at the time of application. Those apple suckers that were less than 10 – 12 inches in length, and not “woody” at their bases were completely controlled, and had not regrown from below the surface by 60 days after application.

The Aim was also quite effective, more so on the cherries. The Rely was ultimately effective, but took 20-25 days to reach the level of control reached in 10-14 by Venue, Aim and Gramoxone. Growers are usually expecting a product to control and remove the suckers as rapidly as possible to enhance irrigation efficiently. There was no apparent trunk or crown damage in the 4th year small apple trees, despite the relatively “green” bark. There was no apparent damage to the much older cherry trunks.

In summary, all of the products were effective, especially so in the cherries. The paraquat and the Venue at 4 fl.oz. in 40 gpa spray rate seemed to be the most practical. These damaged only the targeted suckers. They are more rapid in effect than Rely, less of a drift hazard to fruit than Aim, but Venue is far less toxicity hazard to the applicator than paraquat. Venue appears to be a good choice for late spring or early summer crown and root sucker control in apples, cherries (and probably pears).

THINK LONG TERM

THE EFFORT YOU MAKE TODAY WILL REWARD YOU IN THE FUTURE.

LOOKING FOR TREES? Make us your first call.
BECAUSE YOUR TIME IS VALUABLE – Let us manage the details.
LET OUR HIGHLY QUALIFIED STAFF WORK FOR YOU!

DON'T BE LEFT OUT!

**BOOK FUTURE GROWER CONTRACTS NOW!
TIMING IS CRITICAL!**

800.424.2765
www.summittreesales.com



SUMMIT TREE SALES

REPRESENTING THE COUNTRY'S FINEST NURSERIES



Jan Melvin



Katie Schuld



Dawn Melvin



Wally Heuser



Wanda Heuser Gale

FireLine™
OXYTETRACYCLINE

Your solution for -
Fire Blight in Apples & Pears
Bacterial Spot in Peaches & Nectarines



Proven Performers

FireWall™
STREPTOMYCIN

Your solution for -
Fire Blight in Apples & Pear



For the latest on
**resistance
management**
visit agrosource.net

AGRO SOURCE™
www.agrosource.net

© 2014 AgroSource, Inc. FireLine and FireWall are trademarks of AgroSource, Inc.

Massachusetts Fruit IPM Report for 2013

Dan Cooley, Arthur Tuttle, Jon Clements, and Sonia Schloemann
University of Massachusetts

Most specific observations made at the UMass Cold Spring Orchard in Belchertown, MA.

Winter was more-or-less ho-hum. Snow cover was virtually non-existent until early-February. A low of minus 4 degrees F. was recorded on January 24. No damage to stone fruit buds was expected.

Spring was – about time after last year! – more normal in terms of temperature and timing. April was quite dry, however, with less than 2 inches of rain, while May was wet with nearly 6 inches of rain – every year growers struggle with scab because, like clockwork, it starts raining in May about bloom. McIntosh apple king bloom was about May 6, and by May 14 we were pretty much into petal fall. (McIntosh full bloom was pegged as May 8-10.) Bloom stage pictures available on the UMass Fruit Advisor (<http://www.umassfruit.com>).

Summer was at times hot, with nearly a week of low to mid-90s in mid-July. (High of 94 on 19-July.) It never got particularly dry all summer, and in fact was actually quite wet – nearly 7 inches of rain in June, more than 5 inches in July, and 4 inches in August.

The peach crop was generally very good and we are at a point of over-production in early August during the peak. Flavor was a bit dilute because of all the rain. Signs of X-disease in several peach trees at the UMass Orchard were observed, and we appear to be headed into a period of increased X-disease incidence every 10-15 years, the last bout during the late 90's into the early 2000's. (http://www.scaffolds.entomology.cornell.edu/1999/6.21_diseases.html) Chokecherry was found in the Orchard perimeter and

numerous sweet cherry trees have been planted in the last 10 years, altogether which harbor X-disease.

Apple harvest started right on schedule. Pretty exceptional weather during most of September and October lead to a large crop being adequately harvested. The only exception being once empty bins in short supply once they were filled. McIntosh are now being over-produced as demand has waned while there is no sign yet of Honeycrisp demand peaking. Expect apple prices to be considerably below what growers received for last year's short crop.

Depending on interpretation of beginning and end of primary scab season and model used, there were only 4-5 primary apple scab infection periods in 2013. Once again (as in 2012), dry weather between green tip and bloom resulted in no scab infection periods during this time. Then, depending on model, there were 3-4 infection periods during May (in some locations back-to-back), and one during the first week in June when



Peach X-disease at UMass Cold Spring Orchard, Belchertown.

primary scab was (probably) over, at least as declared by the models. The rest of June was quite wet, and where primary scab was not adequately controlled (or was not over) secondary scab became somewhat of a problem in some orchards. Year-in and year-out, managing apple scab typically presents growers with the most grief. (Crop load management, aka fruit thinning, is a close second.)

Fireblight pretty much took the year off as conditions for infection were not favorable until after bloom in most orchards. (Hurrah!) And, despite the dry early spring period, powdery mildew was not anywhere near as prevalent in 2013 compared to 2012.

The Massachusetts NEWA network ([http://newa.](http://newa.cornell.edu)

[cornell.edu](http://newa.cornell.edu)) now include 21 on-site weather station/orchards (plus 23 airports, total 44 locations) providing fruit and vegetable growers with daily developmental models (including forecasts) to aid in decision-making for management of insect and disease pests. Some of these locations were a centerpiece for providing Extension team-based IPM recommendations on diversified fruit & vegetable farms via the Extension IPM (eIPM) Project, which also provided training in monitoring and management of key pests to eight mentor growers and six partner growers across Massachusetts.

Overall insect pressure seemed average, although Oriental fruit moth and codling moth seemed to be in

greater abundance. An increased number of brown marmorated stink bug (BMSB) were noted in mid-fall, both in orchard border settings and around buildings (including the UMass Amherst campus) although an extensive season-long trap network (mostly in orchards) yielded few BMSB catches. It's unclear whether we are yet seeing economic damage from this pest in orchards (or other crops). In two locations where "stink bug-like" damage was reported by growers, and where we had traps, we could only find native stink bugs. A dedicated BMS page was placed on the UMass Fruit Advisor.

Spotted Wing Drosophila (SWD) reappeared as expected after establishing themselves in 2012. A statewide trapping and monitoring program was established by UMass Extension and partially funded by the Mass. Dept. of Ag. Resources. Trap catches were low at first, but as expected, increased dramatically in most sites by late summer. More aggressive management of SWD by growers using insecticides was commonplace. A dedicated SWD web page was placed on the UMass Fruit Advisor.

We began a Northeast



Brown marmorated stink bug.

SARE funded study, Towards Sustainable Disease Management in Northeastern Apples using Risk Forecasts and Cultural Controls with 13 commercial orchards in New England and University/extension research facilities in MA, NH, and ME. Collaborating scientists are William MacHardy, Cheryl Smith, and George Hamilton of NH and Glen Koehler and Renae Moran of ME. Scab sanitation strategies, advances in the delayed 1st scab spray strategy (delay until pink), PAD counts, and spring ascospore trapping and maturation are the foci of the study. Additional commercial orchards will be added over the next year.

We also participated in the 4th year of an SCRI (Specialty Crops Research Initiative) study, Manipulating Host- and Mate-finding Behavior of Plum Curculio: Development of a Multi-Life Stage Management Strategy for a Key Fruit Pest. We performed “trap-tree” experiments for PC management at 1 orchard in New England and participated in a nematode bio-control study. Tracy Leskey, USDA-ARS Kearneysville is the project director.

There were 30+ research/data-collection/demonstration trials/plots conducted at the UMass Cold Spring Orchard in 2011, including for example: app. 7 chemical thinning trials, 1 drop control experiment, 3 fruit set, 2 cultivar evaluation (D. Greene); NE-1020 Multi-state Evaluation of Winegrape Cultivars and Clones (S. Schloemann); NC-140 rootstock planting with Honeycrisp and Gala apple, and Redhaven peach (W. Autio); evaluation of Cyazypyr™ for plum curculio and Fontelis® for apple scab (J. Clements).

We convened six growing season Twilight Meetings for commercial tree fruit growers in Massachusetts, Rhode Island (in cooperation with Rhode Island Fruit Growers’ Assoc.), and New Hampshire (in

cooperation with U. of New Hampshire) during April, May and June. Healthy Fruit was published 21 times from March-September with timely integrated pest management information for pome and stone fruit. The Massachusetts Fruit Growers’ Association Summer Meeting was held at Honey Pot Hill Orchards in Stow – Win Cowgill of Rutgers was the invited speaker on horticultural practices to improve fruit production.

The International Fruit Tree Association (IFTA) held it’s Annual Conference in Boston, MA during late February and was attended by 350 growers, scientists, extension, and industry people from most all apple producing states/provinces in North America plus 20 other countries.



Spotted wing drosophila on peach.

RIGHT...FROM THE START

Start your orchard RIGHT with Willow Drive Nursery's Proven Performers™. Call for a complete and updated inventory.

Calling us today can help you tomorrow!



APPLES

Braeburn

Mariri Red™ (Eve®)

Kumeu Crimson®

Fuji

Aztec Fuji® (DT 2 Variety)

Rising Sun®

Morning Mist™

Early Fuji

Gala

Brookfield® Gala

Buckeye® Gala

Ultima Gala®

Other

Cameo® brand

Granny Smith

Honeycrisp™

It® Red Delicious

Morren's® Jonagored

Supra™

Ruby Jon®

RubyMac®

Smoothee® Golden

Spartan



CHERRIES

Attika®

Benton™

Bing

BlackGold™

BurgundyPearl™

Chelan™

Early Robin®

EbonyPearl™

Lapins

Montmorency

Rainier

Regina

Rynbrandt

Schmidt

Selah™

Skeena™

Sweetheart™

Tieton™

Ulster

WhiteGold™



PEARS

Bartlett

Columbia Red Anjou™

Concorde™

Comice

D'Anjou

Forelle

Golden Russet Bosc®

Red Clapp's Favorite



PEACHES

Stellar Series

Allstar®

Autumnstar®

Brightstar™

Coralstar®

Earlstar™

Flamin' Fury

PF 8 Ball

PF Lucky 13

PF 19-007

PF 25

PF 35-007



WILLOW DRIVE NURSERY, INC.

1-888-54-TREES

Ephrata, Washington · 1-888-548-7337 · Web Site: www.willowdrive.com

PEACHES

Still growing strong!

**Delaware & California Grown
Certified Peach Trees.
Order Now for Spring.**



Adams County Nursery, Inc. • Aspers, PA
(800) 377-3106 • (717) 677-4124 Fax
Website: www.acnursery.com • Email: acn@acnursery.com

NEW



Pluk-O-Trak Machine

Increase picker's efficiency by 80-100%
Increase fruit quality by 15-20%
Eliminate ladders and picking buckets

Picking or Pruning ... this is a very versatile machine



2 Models Available

Pluk-O-Trak Senior (for row spacing up to 15 feet)
Pluk-O-Trak Junior (for row spacing of 12 feet & under)



Visit our NEW website
www.oescinc.com

Use for:

- Harvesting
- Dormant & Summer Pruning
- Hand Thinning
- Tying Tree Leaders
- Trellis Work
- Net Installation

Features include:

- Automatic hydraulic steering
- Leveling system: 2 or 4-way
- Two or four wheel drive
- Compressor for air pruning tools
- Pre-sort bin

Hydraulic platforms are adjustable in height and move in and out to allow pickers convenient access to all fruit.



**8 Ashfield Road on Route 116
Conway, MA 01341**

800-634-5557 • 413-369-4335 • info@oescinc.com

Powdery Mildew Control and Resistance Management in Fresh-Market Pumpkins in New Jersey

Winfred P. Cowgill, Jr., Andy Wyenandt, Kristian Holmstrom, Suzanne Sollner-Figler, and Rebecca Magron

New Jersey Agricultural Experiment Station, Rutgers University

Nora Muehlbauer

School of Environmental and Biological Sciences, Rutgers University

Wesley R. Autio

Stockbridge School of Agriculture, University of Massachusetts

An applied research trial screening fungicides for powdery mildew (*Erysiphe cichoracearum*) control in fresh market pumpkins ('Solid Gold') in New Jersey was conducted at the Rutgers Snyder Research and Extension Farm, Pittstown, NJ during 2013. Our goal was to evaluate which fungicides were most efficacious for the control of powdery mildew, while maintaining optimal marketability, on pumpkin in northern New Jersey. Powdery mildew resistance to commonly used fungicides at weekly applications were also evaluated.

Pumpkins are an important crop in New Jersey agriculture with 31.1 million pounds produced on 2,300 acres at a value of 6.4 million dollars (2010 NASS data <http://www.nass.usda.gov>). Ensuring that farmers have the best methodology and knowledge of fungicide efficacy necessary to control disease is crucial to keeping pumpkins an economically sustainable crop.

Powdery mildew is a fungal disease that affects a wide variety of crops, including cucurbits. Leaves of pumpkin plants affected by powdery mildew develop lesions on top and bottom leaf surfaces, stems, and handles. As the disease progresses, leaves turn yellow, die and eventually collapse. If the plants defoliate prematurely, yield can be reduced. The loss and weakening of foliage can expose the fruit to sunburn, as well as contribute to deformities and undesirable/diseased handles, which can impact yield and the potential marketability (fruit quality) of the fruit.

A field trial was established utilizing a completely randomized design with ten treatments, four replica-

tions. Forty 20ft. x 10ft. plots were planted with 5 plants each spaced 2 feet apart. Hills were hand thinned to one plant per hill. The pumpkin variety 'Solid Gold', from Rupp Seeds, Wauseon, OH, was planted. Seed was pre-treated for cucumber beetle and soil born diseases with a proprietary seed treatment, FarMore®LI400 for Cucurbits from Syngenta, containing Cruiser® FS insecticide, Apron XL®, Maxim®, and Dynasty® fungicides.

On June 20, 2013 the field was prepared with primary tillage using chisel plowing. Triple -15, was broadcast at 675 lbs. per acre based on soil test recom-

Fungicide treatments (Bravo treatments actually were the generic formulation Chloronil 720).

Untreated Control (UTC)
3 pt. Bravo + 6 fl. oz. Quintec alternating with 3 pt. Bravo + 5 oz. Rally
3 pt. Bravo + 18.5 oz. Pristine alternating with 3 pt. Bravo + 5 oz. Rally
16 fl. oz. Fontellis alternating with 6 fl. oz. Quintec
3 pt. Bravo + 16 oz. Cabrio
3 pt. Bravo + 5 oz. Rally
3 pt. Bravo + 6 fl. oz. Quintec
3 pt. Bravo + 5 lbs. Microsulf Sulfur 80W alternating with 3lbs. Manzate Pro-Stick + 5 lbs. Microsulf Sulfur
3 pt. Bravo + 3.4 fl. oz. Torino
3 pt. Bravo + 20 fl. oz. Inspire Super



Photo 1. Fungicide application

mendations and disked into the top 8 inches of soil, followed by roller harrowing to firm the seedbed. The pumpkin seeds were planted on June 21, 2013 utilizing a water wheel trans-planter with no water. Following seeding, the field was treated with 1.3 pints/acre of Dual II Magnum® herbicide applied between rows followed by 6 pints per acre of Strategy™ herbicide broadcast over top of the entire seedbed the same day. The field was irrigated with a traveling gun to apply the equivalent of 0.75 acre-inches of water to activate the herbicide.

Weekly scouting for powdery mildew following Rutgers Pumpkin IPM protocol to determine treatment start date commenced five weeks post-planting. The

protocol calls for treatments to begin when one lesion per fifty leaves is observed. This threshold was reached and treatments were begun on August 2, 2013. Treatments were applied on a weekly basis, for a total of eight applications ending on September 19, 2013 (refer to the fungicide treatment list).

To control downy mildew in the research plots and to prevent competing with powdery mildew, a weekly maintenance fungicide control program was overlaid on the plots. Sprays of 2.75 oz. Presidio®/A alternated with 4 oz. Ranman®/A were applied season long beginning July 11 when downy mildew was detected in central NJ. This was earlier than normal; downy mildew treatments in Northern New Jersey typically begin later in August.



Photo 2. Pumpkin trial 6 weeks after planting.

Table 1. Effects of various fungicide treatments on pumpkin fruit size, incidence of decay and bad handles, mildew incidence on leaves, and canopy quality rating, Rutgers Snyder Farm, 2013. All plots were 10 feet by 20 feet. Plants were thinned to a final density of five per plot.

Treatment	Average weight (lbs)	Decay (%)	Bad handles (%)	Mildew rating (1-5) on leaf (26-Sep)		Canopy quality rating (1-5)		
				Top	Bottom	26-Aug	10-Sep	26-Sep
Untreated control	22.1 abc	32 a	24 a	5.0 a	5.0 a	3.1 a	4.5 a	5.0 a
Bravo/Quintec alternating with Bravo/Rally	23.2 abc	3 b	3 b	1.0 c	2.5 d	1.3 b	1.3 c	2.5 e
Bravo/Pristine alternating with Bravo/Rally	18.7 c	0 b	0 b	2.0 bc	3.8 c	1.5 b	2.8 b	4.3 abc
Fontellis alternating with Quintec	21.8 abc	11 ab	0 b	1.0 c	1.8 d	1.5 b	1.5 c	3.5 cd
Bravo/Cabrio	24.4 ab	12 ab	0 b	3.0 b	4.8 ab	1.8 b	4.5 a	5.0 a
Bravo/Rally	22.7 abc	4 b	0 b	1.7 bc	4.0 bc	1.0 b	2.0 bc	4.3 abc
Bravo/Quintec	22.5 abc	0 b	0 b	1.0 c	2.3 d	1.3 b	1.5 c	3.0 de
Bravo/Sulfur alternating with Mancozeb/Sulfur	22.7 abc	6 b	0 b	3.0 b	4.3 abc	1.0 b	2.3 bc	4.8 ab
Bravo/Torino	21.3 bc	3 b	0 b	1.8 bc	4.5 abc	1.0 b	1.3 c	4.0 bc
Bravo/Inspire Super	26.7 a	0 b	4 b	2.8 bc	4.5 abc	1.5 b	2.8 b	5.0 a

*Mean within a column not followed by a common letter are significantly different at odds of 19 to 1 (Duncan's New Multiple Range Test, $P = 0.05$).

Table 2. Effects of various fungicide treatments on pumpkin yield (total, marketable, green, and potential marketable), Rutgers Snyder Farm, 2013. Sound green fruit likely develop orange color, so potential marketable yield was calculated as the marketable yield plus the green yield. All yield data represent harvests from five plants in a 20 square-foot plot.

Treatment	Total yield		Marketable yield		Green yield		Potential marketable yield	
	Number	Pounds	Pounds	Percent	Pounds	Percent	Pounds	Percent
Untreated control	6.5 ab	146 abc	59 c	44 b	0 c	0 b	59 c	73 b
Bravo/Quintec alternating with Bravo/Rally	8.3 a	193 a	134 ab	73 a	49 a	22 a	182 a	95 a
Bravo/Pristine alternating with Bravo/Rally	7.5 ab	135 bc	125 ab	93 a	10 bc	7 ab	134 ab	100 a
Fontellis alternating with Quintec	8.3 a	177 abc	132 ab	75 a	26 abc	14 ab	158 ab	89 a
Bravo/Cabrio	5.5 b	132 c	114 b	88 a	0 c	0 b	114 b	88 a
Bravo/Rally	8.0 a	181 abc	158 a	88 a	16 abc	8 ab	174 a	96 a
Bravo/Quintec	7.0 ab	155 abc	130 ab	85 a	25 abc	15 ab	155 ab	100 a
Bravo/Sulfur alternating with Mancozeb/Sulfur	7.3 ab	165 abc	137 ab	85 a	17 abc	9 ab	153 ab	95 a
Bravo/Torino	8.8 a	186 ab	143 ab	79 a	37 ab	19 a	180 a	98 a
Bravo/Inspire Super	5.3 b	138 bc	124 ab	90 a	9 bc	6 ab	133 ab	96 a

*Mean within a column not followed by a common letter are significantly different at odds of 19 to 1 (Duncan's New Multiple Range Test, $P = 0.05$).



Photo 3. Untreated control.



Photo 5. Fontellis plus Quintec.



Photo 4. Chloronil 720 plus Quintec alternating with Chloronil 720 plus Rally (standard NJ treatment).




Photo 6. Chloronil 720 plus Quintec.

Treatments were applied using a PTO driven Hardy Sprayer utilizing a diaphragm pump and spray boom mounted on an International Harvester Super A tractor. A fixed boom mounted with with 8003XR flat

fan nozzles with #50 stainless steel (comp 304) mesh screens in with plastic nozzle bodies. Nozzles were mounted at 18" spacing. All treatments were applied at 70 PSI traveling at 2.5 mph applying 49 GPA.

Treatment plots were rated for powdery mildew and canopy cover, Figure 1. Canopy was subjectively



rated on a 1-5 scale. Rating dates were August 26, September 10 and September 26. Fruit was harvested on September 27. Data collected at harvest included marketable fruit weight, green fruit weight (less than 50% orange = unmarketable), number of decayed fruit (unmarketable), and % fruit with good handles, Table 1.

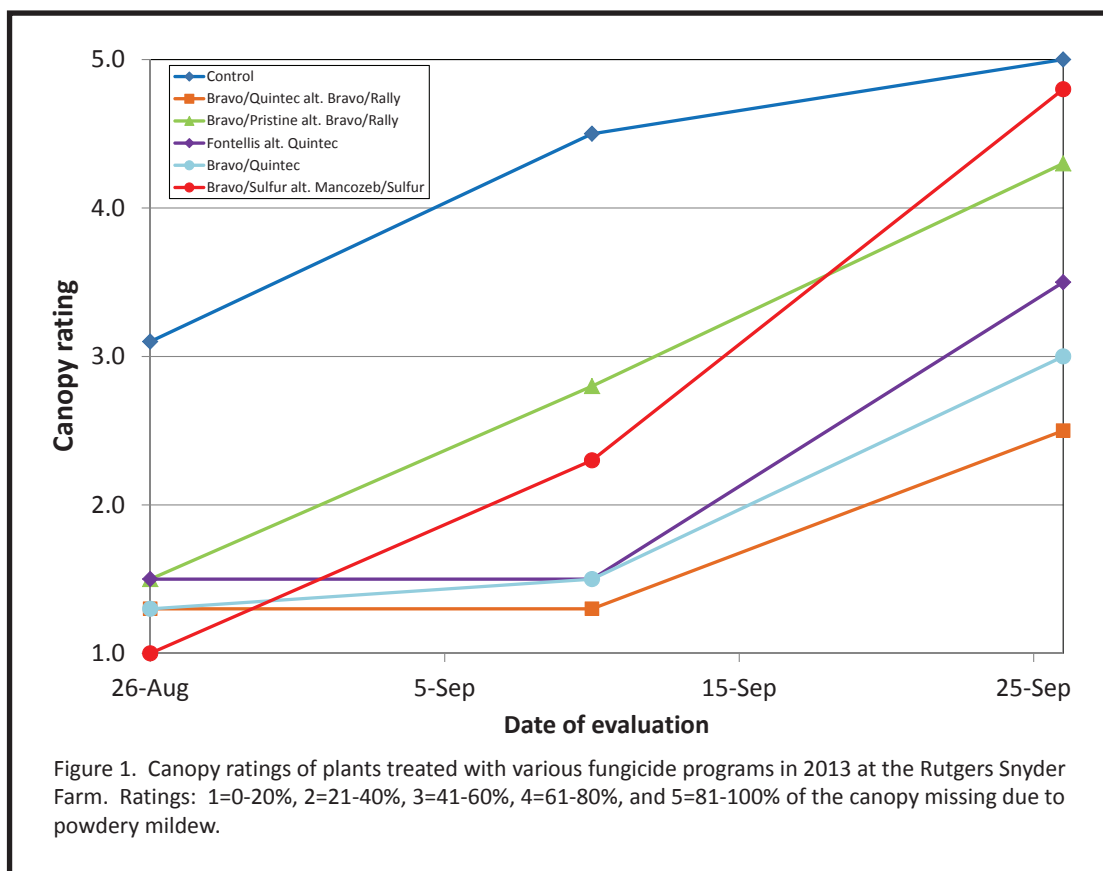
Because some treatments resulted in delayed harvest (green fruit) we coined the term, “Potential Marketable

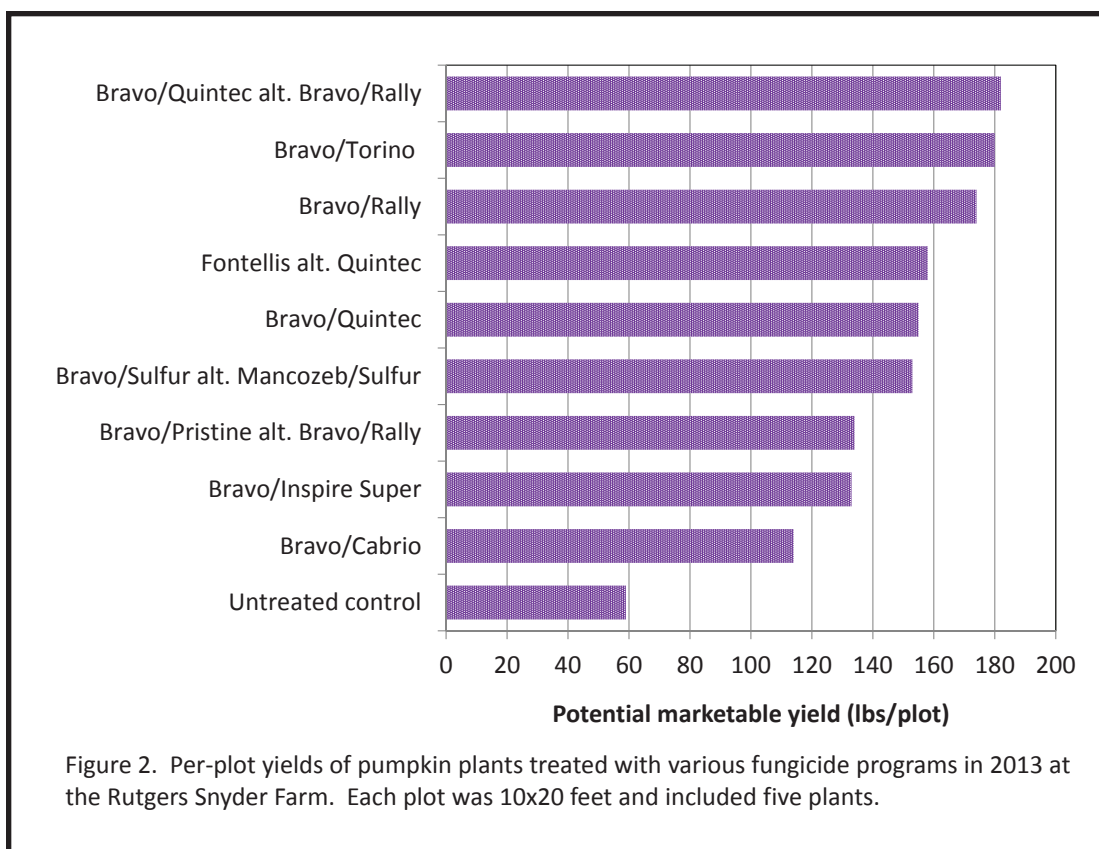
Yield” (Table 2). Commercial growers typically wait until the leaves deteriorated and all fruit orange before fruit is harvested. Sound green fruit likely would develop orange color, so potential marketable yield was calculated as the marketable yield plus the green yield. (Figure 3)

Highest Potential Marketable Yield was Treatment 2 -Bravo®/Quintec® alternated with Bravo/Rally® 182 lbs per plot followed by Bravo/Torino™ at 180 lbs./plot and Bravo/Rally® at 174 lbs./plot (Table 2). Lowest Potential Marketable Yield was the Untreated control at 59 lbs./ plot followed by Bravo/Cabrio® at 114 lbs./plot, Bravo/Super Inspire® at 133 lbs./plot and Bravo/Pristine® at 134 lbs./plot.

In analyzing the data, a relationship between canopy and weight of green fruit was observed; the lower the canopy rating (more green leaves), the higher the weight of green fruit (Figure 3), meaning maturity was delayed. The results show that the best fungicide treatments kept the canopy greener longer, fruit greener and thus delayed maturity. Our criteria for harvest was 50 or more of the fruit had to be solid orange

Treatment 2, Bravo/Quintec alt. Bravo/Rally, had the highest quality canopy rating of powdery mildew



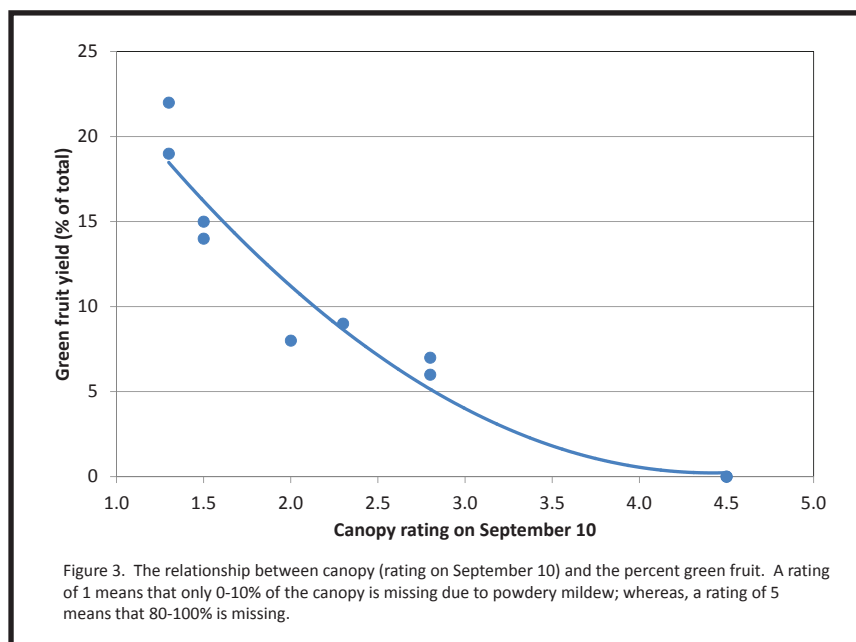


through harvest at 2.5 (Table 1, Figure 1-lower numbers are better), followed by Bravo/Quintec at 3.0 and Fontelis® alternated with Quintec at 3.5. Poorest canopy quality was Untreated Control at 5, Bravo/Cabrio at 5 and Bravo/ Inspire Super (5=no canopy left).

Powdery Mildew was rated at three different times, approximately two weeks apart at the end of the season. Both tops and bottoms of the leaves were rated separately. Powdery Mildew exhibits initial symptoms on the leaf bottoms, as the spray from flat fan nozzles spraying down from a boom does not give as good coverage on the bottom leaf surface. The best Powdery Mildew control on the leaf bottoms on 26-September was Fontelis® alternating with Quintec® at 1.8, Bravo/Quintec at 2.3, Bravo/ Quintec alternated with Bravo/ Rally at 2.5 (Table 1 - lower numbers better). The poorest Powdery Mildew control on the leaf bottoms

on 26 September was Untreated Control at 5, Bravo/ Cabrio at 4.8, Bravo/Torino at 4.5 and Bravo/Inspire Super at 4.5 (Table 1).

All treatments significantly improved handle quality compared to the untreated control (Table 1). The



highest incidence of decay among treated plots were seen in Treatments 4 and 5, Fontelis alternating with Quintec and Bravo/Cabrio with 11% and 12% incidence decay, respectively, compared to 32% with the untreated control. Decay appeared to be caused by phytophthora, and would not be impacted with the fungicides in this trial

Conclusions

Powdery mildew can be effectively controlled throughout growing season with weekly applied fungicides once the powdery mildew threshold is met.

Maintaining good canopy cover with green foliage allows the fruit to fully mature with healthy handles and increase in size for greater marketable yield. Maintaining healthy foliage full season allows farmers to maximize yield.

The highest Potential Marketable Yields were from plots treated with Bravo®/Quintec® alternated with Bravo®/Rally®, followed by the treatment Bravo®/Torino™, then Bravo®/Rally®

Cabrio®, Pristine® and Inspire Super™ all show resistance to Powdery Mildew and should not be used

to control Powdery Mildew. Rally® is also showing signs of resistance buildup and should be only used in combination and rotated weekly.

Grower Recommendations for New Jersey and New England

- Once the powdery mildew threshold is met (when one powdery mildew lesion per fifty leaves) begin weekly fungicide sprays.
- Consider rotating your systemic fungicides with each weekly application.
- Consider using a rotation of systemic fungicides from 3-4 different FRAC groups, never apply the same one two times in a row, always combine with a protectant fungicide.
- Always use one of the protectant fungicides Bravo®, Mancozeb, Copper for resistance management combined with the weekly systemic.
- Maintain fungicide sprays to keep the canopy foliage healthy until the majority of fruit is mature
- Remove the fruit promptly from the field when mature to avoid phytophthora infection of the fruit.



Pumpkin harvest at Rutgers Snyder Farm, Pittstown, NJ.

Eco-Friendly Insect, Disease, Bird Control

University/USDA tested

Stink Bug Traps

Brown Marmorated and Native Bugs

Insect Traps and Lures

*Plum Curculio, Codling & Oriental Fruit
Moth, Cranberry Pests, Many Others*

Honey Bee Lure

Attract Bees - Increase Pollination

Predalure *beneficial insect attractant*

Oriental Beetle MD

*Mating Disruption
Fruit Crops & Ornamentals*

Avex

*Bird, Goose, Duck Repellent
Berries, Fruits, Row Crops*

Agri-Fos

*Phytophthora, Pythium
The "original" phosphite fungicide*

AgBio Inc.

*Committed to the Environment and Green Technology
Since 1990*

P. 877-268-2020
agbio@agbio-inc.com
www.AgBio-Inc.com



Since 1932

The Best Berry Plants

- Strawberries, raspberries, blueberries, blackberries, asparagus and more!
- Where the pros go for plans and plants.
- Call for a free catalog and plasticulture guide!

41 River Road, South Deerfield, Massachusetts 01373

NOURSE

www.noursefarms.com 413.665.2658

Uncommon Disease Problems in Tree Fruit: A Brief Look Back at 2013.

Dave Schmitt

New Jersey Agricultural Experiment Station

Two unusual disease observations were made on tree fruit in southern New Jersey counties this past season. The first, White Rot (*B.dothididea*) appeared on newly planted trees this past spring in several orchards. While white rot is a common fruit and scaffold disease it is

not commonly seen attacking newly planted trees. The second, Black Pox (*H papulosum*) was widespread, mostly at low levels, in Golden Delicious at harvest.

White rot is commonly seen on fruit of susceptible varieties in summer.

We have observed severe limb infections on Rome which resemble fire blight in drought stressed years. We have also observed trunk cankers on ginger gold in high density systems (Figure 1).

In the spring of 2013 a new high density planting of mixed varieties on a M9/M111 interstem began to exhibit symptoms of root problems. New shoots were wilting on hot days and eventually showed signs of stress (Figure 2). Initially it was thought phytopthera root rot might be the cause. Upon examination the roots were found to be slimy, orange in color and many of the fine roots were dead. In addition the discoloration was moving from the roots up into the trunk (Figure 3). Phytophthera lost favor as a cause after Dr. Lalancette was not able to culture it from samples.

Trees continued to collapse throughout the spring and by summer were exhibiting classic symptoms of white rot canker : sunken margins; orange, papery, peeling bark;and black picnidia (Figures 4 and 5). It's impossible to say how these trees were infected and nothing could be done to prevent the infections from



Figure 1. White Rot Trunk Canker on Gingergold apple.



Figure 2. Trees showing water stress.



Figure 3. Root symptoms of White Rot.



Figure 4. White Rot Trunk Canker.



Figure 5. White Rot bark lesion showing picnidia.



Figure 6. Black Pox on Golden Delicious.

progressing once symptoms appeared. Sanitation of infected twigs and rogueing of dead trees, along with applications of effective fungicides were the only option to prevent further spread of the disease.

Black Pox is considered a minor disease of apple

caused by the organism *Helminthosporium papulosum*. It occurs in the Mid-Atlantic but is more commonly observed in the south. It is a wet weather disease. Infections can occur as early as mid-May and have an incubation period of 3-6 months. Symptoms can appear on wood, leaves and fruit. The most obvious symptoms appear on fruit and consist of sunken, black lesions surrounded by a red halo (Figure 6). We observed this in many orchards especially where there were frequent rains in June (The weather station in South Harrison Twp., Gloucester County recorded 12.8" total rainfall for the month). Disease incidence in postharvest samples was mostly minimal, however up to 30% infected fruit were recorded in poorly sprayed orchards. Most of our typical summer fungicides are effective against this disease. Minor secondary pest outbreaks are often associated with changes production practices. In this case it was the result of too much rain, and not enough coverage.



A GROWING LEGACY SINCE 1816

STARK *Bro's*

***It's not
too late!***

**We have a good selection of
the most popular varieties**

Call 800-435-8733 today for best selection.

Stark Bro's Nurseries & Orchards Co.

PO Box 398 • Louisiana, MO 63353 • 573-754-5111 • Fax 573-754-3701

StarkBrosWholesale.com

New Jersey News

New Jersey Peach Council

The New Jersey Peach Council has been testing varieties of peaches from the Rutgers New Jersey Agricultural Experiment Station (NJAES) for the past 90 years. Originally formed as a committee of the New Jersey State Horticultural Society in 1898 it was later incorporated as an independent organization. Advanced selections are propagated and tested by grower trustees of the Council and other organizations, and the best selections are propagated and named by the Council. The role of the Council has changed in recent years with the advent of plant protection, whereby Adams County Nursery (formerly the official propagator) now the exclusive licensee of all NJAES peach selections, and the New Jersey Peach Council is relegated to testing and variety information. The NJPC had been a long-term financial supporter of the NJAES breeding program and other peach testing programs in New Jersey.



Left to right: Joe Goffreda (Rutgers NJAES), Jerry Frecon (Adams County Nursery), Leonard Grasso (Trustee), Santo J. Maccherone (Trustee), Renee Jazwstrenski (Trustee), Milton "Bud" Reuter (Trustee and Secretary/Treasurer), H.Carl Heilig Jr. (Trustee and Chair), Charles Haines (Trustee), Russell Marino (Trustee and Vice Chair), Phil Baugher (Adams County Nursery), Keith Duffield (Trustee), and Lewis DeEugenio Jr. (Trustee). Trustees missing from the photo: Anthony Yula, Ronald Thomas, and Robert Fralinger Jr.

Win Cowgill Recognized by the Idaho State Hort Society

Win Cowgill was an invited speaker at the 119th Annual Conference for the Idaho State Horticultural Society. President Richard Bronson presented Cowgill with a plaque for his contributions to the science of Pomology and his outstanding presentations at the 119th Conference of the Society, Napa, Idaho, November 4-5, 2013.



Idaho State Horticultural Society president Richard Bronson (left) and Win Cowgill (right).



Pomologists from throughout North America gathered in November at the NC-140 Multi-State Project Meetings, this year in Boise, Idaho. This group organizes, discusses, and oversees much of the North American research of tree-fruit rootstocks.

Mervin C. Jetter, Sr. Passes

Mervin C. Jetter, Sr., 91, of Boynton Beach, FL, husband of the late Arlene D. Jetter (nee Miller), died August 23, 2013 in Bethesda Memorial Hospital in Boynton Beach. Born in Trenton, NJ, he was a resident of Glassboro from 1961 until 2006 when he moved to Florida. He served with the US Army in World War II and was the Owner/Operator of Mervin Jetter & Sons, wholesale apple dealers, for over 50 years. He enjoyed pinochle, gambling, horse and dog racing, sports, playing pool, traveling and especially being with family and grandchildren. Mervin was a former member of Glassboro Lions Club. Predeceased by his loving grandson, Keith Chamberlin, Mr. Jetter is survived by sons, Mervin C., Jr. (Jane) of Glassboro, Christian J. (Nancy) of Pitman, and daughter, Marlene B. Chamberlin of Lindenwold.

In lieu of flowers, those desiring may make donations in memory of Mervin Jetter, grandfather of Keith Chamberlin, should mail them to: Dr. David Andrews, Brain Tumor Research Fund, Jefferson Foundation, 925 Chestnut St., Suite 110, Philadelphia, PA 19107. See more at: <http://obits.nj.com/obituaries/southjerseytimes/obituary.aspx?n=mervin-c-jetter&pid=167133108&fhid=27037#fbLoggedOut>.

John I. Rigolizzo, Sr. Passes

On December 17, 2013, John I Rigolizzo Sr., of Berlin, NJ died at age 81. He was a lifetime member of the NJ State Horticultural Society and was selected the Outstanding Fruit Grower in 1991. He also was a long time member of the New Jersey Peach Council, serving as a trustee for over 40 years.

John was the beloved husband of Helen for 61 years, devoted father of John and Marita Rigolizzo, Kathy and Pete Thomas, JoAnn and Tom Gurenlian, Donna Rigolizzo and Joe Conway, Michael Rigolizzo and Carole Vitiello, proud grandfather of 10 and great grandfather of 4.

John was owner and operator of Johnny Boy Farms with his son John, Jr. He was former director of New Jersey Farm Bureau, President of Camden County Board of Agriculture, member of New Jersey State Board of Agriculture, State Director of ASCS now FSA, member of Camden County Soil Conservation District, Tansboro Fire Company, the Rutgers Board of Managers, and charter member of Never There Gun Club.

In lieu of flowers contributions to National Foundation for Transplants (www.transplants.org) in honor of John I Rigolizzo, Jr. 5350 Poplar Ave. Suite 430 Memphis, TN 38119 or Malvern Retreat House (www.malvernretreat.com) 315 S. Warren Ave. Malvern, PA 19355 would be appreciated.

For additional information or to email condolences, please visit CostantinoFH.com. See more at: <http://www.legacy.com/obituaries/courierpostonline/obituary.aspx?n=john-i-rigolizzo&pid=168613398&fhid=8161#sthash.IFUWluiW.dpuf>.



Peaches From Circle M Farms

*Exceptional quality and flavor at attractive prices
Brought to you from the 4th generation family
farm of Santo John Maccherone*



- PLU Stickers Available Upon Request
- Low in Calories
- Nutritious and Delicious
- Exceptional Flavor



SANTO SAYS...

"Peaches from Circle M Farms just plain taste better. Their size and color are what your customers want, and their flavor is the icing on the cake.

That's because our orchards are tended with care and attention, and their fruit is left on the tree to ripen naturally until they reach their optimum sweetness. Then they are picked by hand, taste-tested by me to ensure quality, and packed gently into

25 lb. volume boxes for shipping. Single layer cartons are available upon request.

Circle M's 30 varieties of peaches and nectarines are known for their sweetness and their luscious color. They look as good as they taste.

Discriminating customers appreciate our white flesh peaches because of their lower acid levels and supremely sweet taste.

Add it all up: Peaches from Circle M Farms are fresher and sweeter, picked by hand when their time has come, and packed with care for a longer shelf life.

Yellow, white and donut peaches and yellow and white nectarines are available early July to late September."



**Call us at 856 856 207-4542 or
609 381-6465. Fax your order to
856 878-0404**



Available in 16 oz. and 64 oz. sizes

**Made from fresh New Jersey Peaches
"Peach Cider Drink, Peach Salsa, Peach
Preserves"**

Santo John Maccherone
circlemfarmsllc@gmail.com

**Circle M Farms
88 Sandy Ridge Road
Salem, N.J. 08079**



Horticultural News

New Jersey State Horticultural Society
176 Airport Road
Hackettstown, NJ 07840